



C.C.'s Cabled Poncho

By Charissa Clark Howe



Materials: US size 17 (12mm) straight needles (you'll need either a third one of these for the cabling or a cable needle way fatter than ones I've been able to find)
2 Skeins worsted weight yarn (about 730 yds)



Guage:
15 stitches= 4"

Size:
Written to fit approx. 36"-40" chest- make pieces longer or shorter to fit other sizes.

Make two pieces:

(Holding two strands together as one for entire pattern)

CO 48

Row 1: K

Row 2: (K3 C6B) to end

Row 3: P

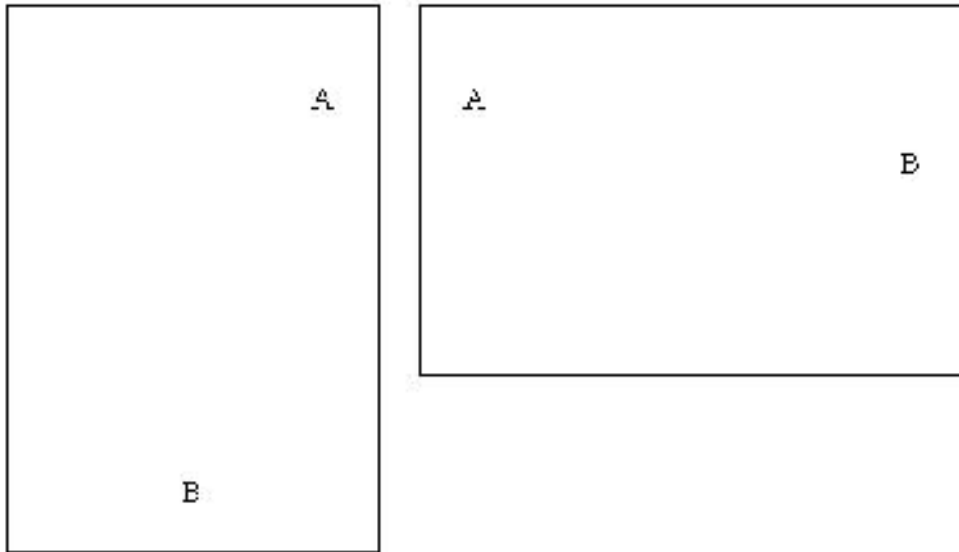
Row 4: K

Row 5: P

Repeat rows 2-5 until piece measures approximately 27" long. BO

Finishing:

Sew the two pieces together (WS facing) according to diagram:



You can add fringe, tassels or beads to the ends if you want, but I thought it was great without any of that! ENJOY!

Abbreviations:

CO.....cast on

K.....knit

C6B.....move 3 stitches to cable needle and hold in back, knit next 3 stitches, knit 3 stitches from cable needle

P.....purl

BO.....bind off

WS.....wrong side ("private side"/ the side that won't be showing)